

Clinical efficacy and safety of colistin treatment in patients with pulmonary infection caused by *Pseudomonas aeruginosa* or *Acinetobacter baumannii*: a meta-analysis

Huagen Zhang, Qianyun Zhang

Respiratory Medicine Meizhou People's Hospital, Meizhou Guangdong, Meizhou, China

Submitted: 20 October 2013

Accepted: 9 January 2014

Arch Med Sci 2015; 11, 1: 34–42

DOI: 10.5114/aoms.2015.48158

Copyright © 2015 Termedia & Banach

Corresponding author:

Huagen Zhang
Respiratory Medicine
Meizhou People's Hospital
Meijiang District
Huangtang Road No. 63
Meizhou Guangdong, 514000
Phone: +86 0753 2131903
Fax: +860753 2204840
E-mail: zhanghuagenn@hotmail.com

Abstract

Introduction: The aim of this study was to evaluate the efficacy and safety of colistin treatment in patients with pulmonary infection caused by *Pseudomonas aeruginosa* or *Acinetobacter baumannii*.

Material and methods: The relevant studies were identified through a search of public databases including PubMed, MEDLINE and EMBASE up to December 2012. A meta-analysis was conducted to compare the clinical response, mortality and renal damage of colistin (colistin group) versus other effective antibiotics (control group). The odds ratio (OR) was chosen as the effect size.

Results: A total of 9 studies were eventually identified. The result of the meta-analysis showed that the pooled OR of clinical response was 1.24 (95% CI = 0.68–2.27, $p > 0.05$) for patients in the colistin group versus the control group, indicating no significant difference in efficacy between colistin and control groups. Similar results were obtained by the further subgroup meta-analyses by sample size, research year, ethnicity and study method. Treatment with colistin versus other agents did not affect hospital mortality (OR = 1.05, 95% CI = 0.58–1.89, $p > 0.05$) or renal damage (OR = 1.25, 95% CI = 0.78–2.00, $p > 0.05$). The combined estimate of our analysis was strong across multiple sensitivity analyses and without significant publication bias.

Conclusions: Our results suggest that colistin may be as efficacious and safe as standard antibiotics for the treatment of pulmonary infection.

Key words: colistin, pulmonary infection, *Pseudomonas aeruginosa*, *Acinetobacter baumannii*, meta-analysis.

Introduction

Multidrug-resistant (MDR) gram-negative bacilli, mainly *Pseudomonas aeruginosa* (*P. aeruginosa*) and *Acinetobacter baumannii* (*A. baumannii*), are major nosocomial pathogens worldwide [1–3]. The emergence of infections caused by multidrug-resistant Gram-negative bacteria poses a great challenge for infection control [4–6].

Colistin, also called polymyxin E, is a polypeptide antibiotic. Colistin is commercially available as colistin sulfate (for oral and topical use) and colistimethate sodium (for parenteral use, intravenously and intramuscularly) [7]. Also, both forms can be administered by inhalation [8].

Although colistin showed excellent activities against many species of gram-negative bacteria *in vitro* [9, 10], use of colistin has been limited due to limited clinical efficacy and significant nephrotoxicity and neurotoxicity. During the last 2 decades, colistin was mainly restricted to treat acute exacerbations of lung infections in patients with cystic fibrosis [5, 11, 12]. However, the increasing frequency of pulmonary infections and lack of new agents effective against the resistant strains have led to the reconsideration of colistin [8]. Some reports have demonstrated that modified dosage of colistin could be used as a therapeutic intervention for patients with pulmonary infections due to MDR *P. aeruginosa* and *A. baumannii* [7, 8, 13, 14].

Nevertheless, whether colistin in the treatment of Gram-negative bacteria infection is superior to other antibiotics is controversial [15–18]. Meta-analysis is a statistical procedure for combining the results of several studies to produce a single estimate of the major effect with enhanced precision [19–21], and it is considered as a powerful tool for summarizing inconsistent results from different studies. Hence, the aim of the present meta-analysis was to systematically evaluate the efficacy and safety of colistin in the treatment of pulmonary infection caused by *P. aeruginosa* or *A. baumannii*.

Material and methods

Literature search

Electronic databases including PubMed, MEDLINE, EMBASE, Springer, Elsevier Science Direct, Cochrane Library and Google Scholar were searched for all publications on colistin treatment in patients with pulmonary infection caused by *P. aeruginosa* or *A. baumannii* up to December 2012 without language restrictions. The main search terms were “colistin” OR “polymyxin” OR “polymyxin E” AND “pulmonary infection” OR “lung infection” AND “*Pseudomonas aeruginosa*” OR “*Acinetobacter baumannii*” OR “Gram-negative bacilli” AND “study” OR “trial”. Meanwhile, references from retrieved papers were checked for any additional studies. We only recruited data from the full published paper, not any meeting or conference abstract. Two investigators (HZ and QZ) independently searched the electronic databases.

Inclusion and exclusion criteria

Studies were included in the meta-analysis if they met the following criteria: 1) The investigations concerned patients with bronchiectasis (prospective studies, retrospective studies or cross-sectional studies, etc.); 2) The objects were the pulmonary infected patients (range of age was not limited); 3) The method of treatment was

colistin against other relevant antibiotic treatment (ways of application of the drugs were not limited); 4) The effect size was the odds ratio. Sample size was not limited; 5) Studies were published in the English language. Studies were excluded if one of the following existed: 1) reduplicated studies or records; 2) review of literature; 3) no control design.

Quality assessment and data extraction

Quality was assessed using the factors mainly including the methods of studies, sample size, and recruitment of respondents. Initial screening was done by reading the document title and abstract. Secondary screening was conducted by reading the full text of papers. Finally, studies were included according to the inclusion and exclusion criteria. Data items included study details (such as the first author's name, research year of study, year of publication, location of participants, and method of studies), characteristics of participants (such as age and sample size), and Acute Physiological and Chronic Health Evaluation II (APACHE II) score. We contacted authors of the included studies to obtain further information about data items. We used standardized data extraction forms to record the first author's name, time of study, time of publication, country, geographic location, sample size, age, study method and events of the colistin group versus the control group. Quality assessment and data extraction were independently conducted by two investigators. Disagreements were resolved by discussion to come to an agreement.

Statistical analysis

Our primary analysis was focused on a comparison of the odds ratios (ORs) in the colistin treated versus non-colistin treated patients with pulmonary infection caused by *P. aeruginosa* or *A. baumannii* (colistin group vs. control group). Then, stratified analysis by sample size, research year, participants' geographic location and study method was also conducted.

The meta-analysis was performed using fixed or random effect models. The point estimates of the odds ratio (OR) and its 95% confidence interval (95% CI) were estimated for each study. We assessed the within- and between-study variation or heterogeneity by testing Cochran's Q-statistic and I^2 -statistic [22, 23]. Values of $p < 0.10$ or I^2 value $> 50\%$ was considered to be heterogeneous. When heterogeneity was detected across studies, the random effect model was used for meta-analysis as well as to take into account the possibility of heterogeneity between studies. Otherwise, the fixed effect model was used. The fixed effect model assumes that all of the studies are estimating the same underlying effect and considers

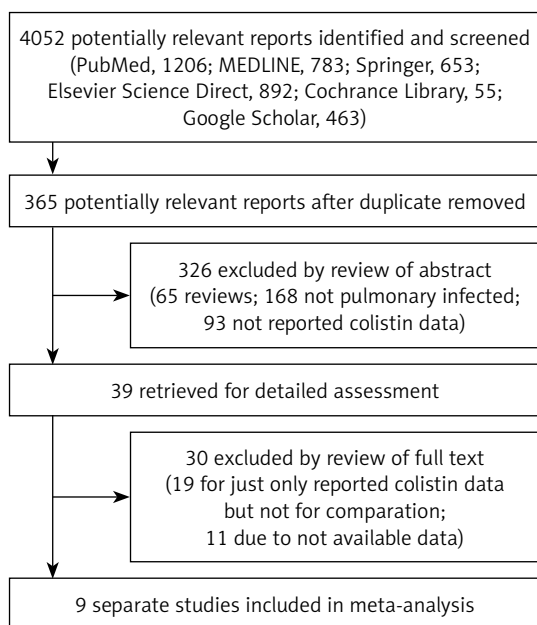


Figure 1. Flow diagram for selection of studies and specific reasons for exclusion from the meta-analysis

only within-study variation. The overall or pooled estimate of *ORs* was obtained using the Mantel-Haenszel method in the fixed effect model [24] and using the DerSimonian and Laird method in the random effect model [25]. Pooled *ORs* in the meta-analysis were calculated by weighting individual *ORs* by the inverse of their variance. The significance of the pooled *ORs* was determined by the *Z*-test.

A funnel plot was used to detect publication bias. An asymmetric plot infers a possible publication bias. The asymmetry of the funnel plot was further assessed using Egger's linear regression test [26], which measures funnel plot asymmetry on the natural logarithm scale of the effect size. Values of $p < 0.05$ was considered as indicating statistically significant publication bias.

In order to test the reliability of the results, we also performed a sensitivity analysis after removal of the study with biggest or smallest sample size to repeat the meta-analysis.

Analyses were performed using the software Review Manager 5.1 (Cochrane Collaboration, <http://ims.cochrane.org/revman>) and the STATA software package v.11.0 (Stata Corporation, College Station, TX, USA).

Results

Characteristics of eligible studies

There were 4052 papers potentially relevant to the search terms (PubMed: 1206; MEDLINE: 783; Springer: 653; Elsevier Science Direct: 892; Cochrane Library: 55; Google Scholar: 463). The study selection process is shown in Figure 1. There

were 365 potentially relevant studies after duplicates were removed. After reviewing the title and abstract, 326 of these articles were excluded (65 were review articles; 168 did not concern pulmonary infection; 93 did not report colistin data). After reviewing the full publication, 30 articles were excluded (18 for only reporting colistin data but not for comparison; 12 due to unavailable data).

Finally, 9 studies [1, 9, 16, 27–32] were included in this meta-analysis. The characteristics of the included studies are summarized in Table I. The included studies were published between 2003 and 2012. Of the 9 included studies, 4 were conducted in Europe, 3 in America, 1 in Asia and 1 in Africa. A total of 940 patients with pulmonary infection caused by *P. aeruginosa* or *A. baumannii* were considered in this meta-analysis. Among them, 411 were treated with colistin (colistin group) and 529 were treated with other antibiotics such as ampicillin, sulbactam, cefepime, meropenem piperacillin or tazobactam (control group). The patients' age was between 3 and 103 years old. Sample size varied between 13 and 130. These included studies were cohort studies or case-control studies. The mean value of the APACHE II score was between 14.0 and 22.3.

Meta-analysis of efficacy of colistin versus other antibiotics

Overall meta-analysis as well as subgroup meta-analyses by sample size, research year, participants' geographic location (ethnicity) and study method were conducted to compare the efficacy of colistin against other antibiotics in treatment of pulmonary infection caused by *P. aeruginosa* or *A. baumannii*.

As shown in Table II and Figure 2, a total of 9 separate studies [1, 9, 16, 27–32], consisting of 940 patients (411 in the colistin group and 529 in the control group) were included in this meta-analysis. There was significant heterogeneity across the studies ($Q^2 = 29.9$, $I^2 = 73.2\%$, $p < 0.01$). The overall meta-analysis indicated that the pooled *OR* was 1.24 (95% CI = 0.68–2.27, $p > 0.05$) for patients in the colistin group versus patients in the control group. The funnel plot was not symmetrical obviously, indicating that publication bias may exist. However, the result of Egger's linear regression showed no publication bias in the studies included in this meta-analysis ($t = 1.76$, $p > 0.05$).

The results of the further subgroup meta-analyses are shown in Table II. The pooled *OR* was 0.75 (95% CI = 0.41–1.38, $p > 0.05$) when considering 4 studies in which the sample size was more than or equal to 40, and the pooled *OR* was 2.15 (95% CI = 0.92–5.00, $p > 0.05$) when considering 5 studies in which the sample size was less than

Table 1. Characteristics of studies included in the meta-analysis

Study	Publication year	Research year	Country	Ethnicity	Study method	Group	Sample size	Age (mean \pm SD or min-max) [years]	Drug and dose	APACHE II score (mean \pm SD)
Betrosian <i>et al.</i>	2008	NA	Greece	European	Cohort study	Colistin group	15	67 \pm 9	Colistin (3 MU every 8 h)	14 \pm 2
						Control group	13	72 \pm 5	Ampicillin/sulbactam (9 g every 8 h)	14 \pm 5
Durakovic <i>et al.</i>	2011	2002–2006	Croatia	European	Case-control study	Colistin group	26	35 (17–60)	Colistin (3 MU every 8 h)	NA
						Control group	26	37 (18–63)	Cefepime, meropenem, or piperacillin/tazobactam	NA
Garnacho-Montero <i>et al.</i>	2003	1997–2001	Spain	European	Cohort study	Colistin group	21	56.9 \pm 13.1	Colistin (2.0–5.0 mg/kg per day)	19.6 \pm 7.2
						Control group	14	64.5 \pm 11.0	Imipenem-cilastatin (2–3 g per day)	20.5 \pm 7.0
Hachem <i>et al.</i>	2007	2001–2004	United States	America	Case-control study	Colistin group	31	52 (10–72)	Colistin (5.0 mg/kg per day)	17 (11–27)
						Control group	64	62 (3–82)	A β -lactam antibiotic or a quinolone	16 (7–32)
Kallel <i>et al.</i>	2007	2003–2005	Tunisia	Africa	Case-control study	Colistin group	60	43.4 \pm 18.8	Colistin (6 MU per day)	NA
						Control group	60	41.4 \pm 16.7	Imipenem (2 g per day)	NA
Koomanachai <i>et al.</i>	2007	2005–2006	Thailand	Asian	Cohort study	Colistin group	78	63.5 (18–103)	Colistin (5.0 mg/kg per day)	21.9
						Control group	15	58.9 (27–90)	Other antibiotics	22.3
Oliveira <i>et al.</i>	2008	1996–2004	Brazil	America	Case-control study	Colistin group	82	63 (8–87)	Colistin (5.1 MU per day)	15 (3–39)
						Control group	85	54 (7–89)	Ampicillin/sulbactam (9 g per day)	16 (1–50)
Reina <i>et al.</i>	2005	2000–2004	Argentina	America	Cohort study	Colistin group	55	40 \pm 16	Colistin (5.0 mg/kg per day)	21 \pm 7
						Control group	130	41 \pm 16	Carbapenems, sulbactam, tazobactam, etc.	20 \pm 7
Qin <i>et al.</i>	2012	2006–2010	France	European	Cohort study	Colistin group	43	58	Colistin (5 MU every 8 h)	NA
						Control group	122	59	Relevant intravenous antibiotics	NA

NA – not available, MU – million units.

Table II. Pooled odds ratio of efficacy for patients in colistin group versus control group in meta-analyses (subgroup-analysis)

Subgroups	No. of studies	Random model			Test of heterogeneity			Egger's test for publication bias		
		OR (95% CI)	Z	Value of p	Q	Value of p	I ² (%)	t	Value of p	
Overall effects	9	1.24 (0.68, 2.27)	0.69	0.49	29.9	< 0.01	73.2	1.76	0.12	
Sample size < 40	5	2.15 (0.92, 5.00)	1.77	0.08	9.17	0.057	56.4	-1.07	0.78	
Sample size ≥ 40	4	0.75 (0.41, 1.38)	0.93	0.35	8.66	0.03	65.3	15.02	0.08	
Research year < 2005	4	0.83 (0.36, 1.91)	0.44	0.66	11.89	< 0.01	74.8	-0.27	0.88	
Research year ≥ 2005	2	3.28 (0.31, 34.37)	0.99	0.32	10.17	< 0.01	90.2	8.79	-	
European	4	1.13 (0.65, 1.94)	0.43	0.67	0.71	0.87	0	0	0.99	
America	3	0.80 (0.29, 2.22)	0.42	0.67	11.63	0.03	82.8	14.57	0.19	
Cohort study	5	1.49 (0.63, 3.54)	0.90	0.37	13.31	0.01	69.9	1.91	0.52	
Case-control study	4	1.03 (0.40, 2.63)	0.06	0.95	14.58	< 0.01	79.4	6.96	0.2	

40. The pooled OR was 3.28 (95% CI = 0.31–34.37, $p > 0.05$) for studies published in or after 2005, and the pooled OR was 0.83 (95% CI = 0.36–1.91, $p > 0.05$) for studies published before 2005. The pooled OR was 1.13 (95% CI = 0.65–1.94, $p > 0.05$) for studies conducted in Europe and 0.80 (95% CI = 0.29–2.22, $p > 0.05$) for studies conducted in America. The pooled ORs were 1.49 (95% CI = 0.63–3.54, $p > 0.05$) and 1.03 (95% CI = 0.40–2.63, $p > 0.05$) for 5 cohort studies and 4 case-control studies, respectively.

No significant difference in efficacy between the colistin group and the control group was detected using overall and subgroup meta-analyses ($p > 0.05$).

Meta-analysis of mortality of colistin versus other antibiotics

As shown in Figure 3, a total of 7 separate studies [1, 9, 16, 27, 29, 31, 32], consisting of 635 patients (296 in the colistin group and 339 in the control group) with pulmonary infection caused by *P. aeruginosa* or *A. baumannii* were included in this meta-analysis. Significant heterogeneity was detected between studies ($Q^2 = 12.0$, $I^2 = 50.0\%$, $p < 0.1$). The overall meta-analysis indicated that the pooled OR was 1.05 (95% CI = 0.58–1.89, $p > 0.05$) for patients in the colistin group versus patients in the control group. No significant difference in mortality was observed between the colistin group and the control group ($p > 0.05$). We also performed Egger's linear regression test. The result showed that there was no publication bias in the studies included in this meta-analysis ($t = 1.54$, $p > 0.05$).

Meta-analysis of renal damage of colistin versus other antibiotics

As shown in Figure 4, a total of 6 separate studies [1, 9, 16, 27, 29, 32], consisting of 470 patients (253 in the colistin group and 217 in the control group) with pulmonary infection caused by *P. aeruginosa* or *A. baumannii* were included in this meta-analysis. No heterogeneity between studies was detected ($Q^2 = 8.22$, $I^2 = 39.0\%$, $p > 0.1$). The overall meta-analysis indicated that the pooled OR was 1.25 (95% CI = 0.78–2.00, $p > 0.05$) for patients in the colistin group versus patients in the control group. There was no significant difference in renal damage between the colistin group and the control group. No publication bias was detected in the studies included in this meta-analysis using Egger's linear regression ($t = 1.49$, $p > 0.05$).

Evaluation of sensitivity analysis

We performed a sensitivity analysis by removing one study each time and rerunning the mod-

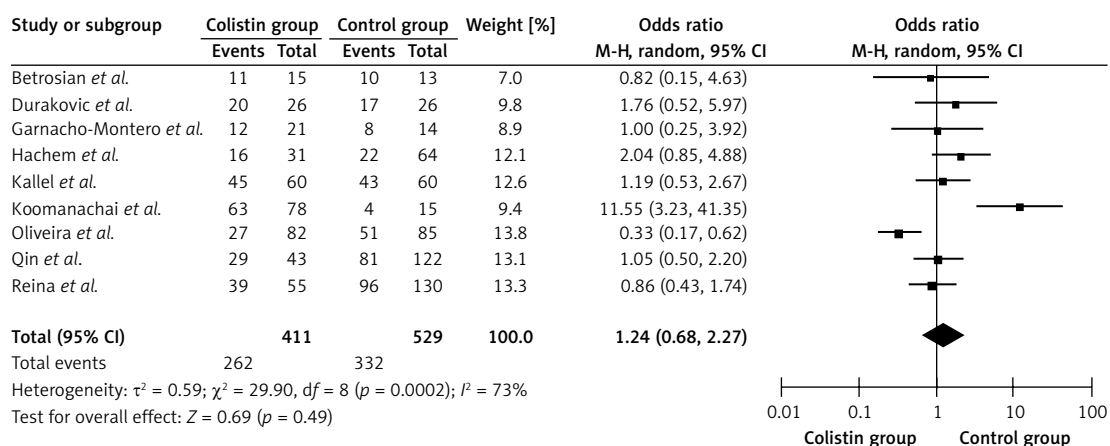


Figure 2. Forest plot of studies with efficacy of colistin group versus control group

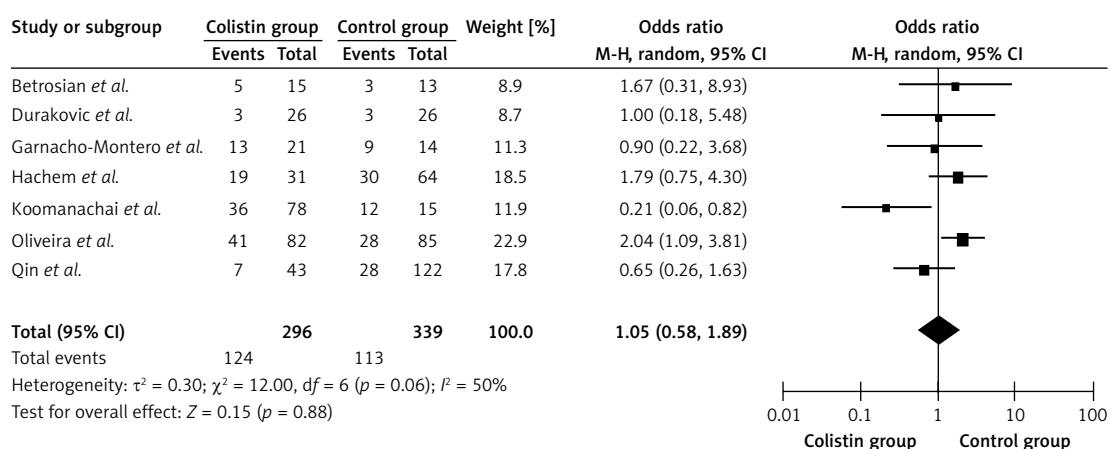


Figure 3. Forest plot of studies with mortality of colistin group versus control group

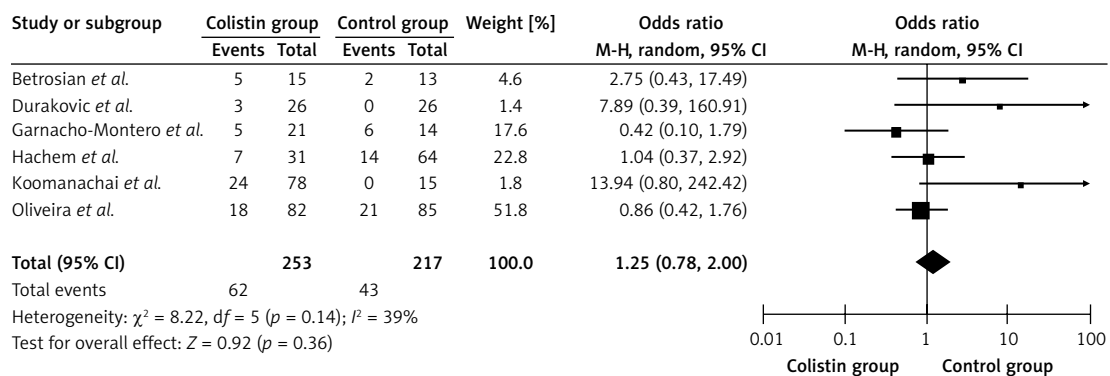


Figure 4. Forest plot of studies with renal damage of colistin group versus control group

el for the remainder of the studies to determine the effect on each overall estimate. The results showed that none of the individual studies substantially influenced the pooled ORs, which implied that our results were statistically reliable.

Discussion

In the present meta-analyses, we retrieved 9 studies focused on the efficacy and safety of colistin treatment in the patients with pulmonary

infection caused by *P. aeruginosa* or *A. baumannii*. We found that no significant difference in efficacy, mortality and renal damage was detected between colistin and other effective antibiotics. The combined estimate of our analysis was strong across multiple sensitivity analyses and without significant publication bias.

Due to its unsatisfactory efficacy and significant nephrotoxicity and neurotoxicity, use of colistin was limited in clinical practice [13, 33]. How-

ever, colistin recently re-entered clinical use with the increasing emergence of MDR Gram-negative bacteria in hospitals [7, 8, 15]. Thus, it is necessary to re-assess the efficacy and safety of colistin treatment. However, the results were inconsistent among previous studies due to small sample sizes or low statistical power. For example, Oliveira *et al.* reported that ampicillin/sulbactam appears to be a more efficacious therapy than colistin, while Betrosian *et al.* suggested that colistin and ampicillin/sulbactam were comparably safe and effective treatments. We combined 9 studies and found that compared to other effective agents, colistin showed no significant difference in efficacy when treating pulmonary infection caused by MDR *P. aeruginosa* or *A. baumannii*.

The degree of heterogeneity is one of the major concerns in meta-analysis for the validity of the meta-analysis [34, 35], as non-homogeneous data are liable to result in misleading results. Significant heterogeneity was detected when comparing the efficacy of colistin treatment. To investigate whether the sample size, research year, participants' geographic location (ethnicity) or study method influenced the result, we also conducted a subgroup meta-analysis. We found that the heterogeneity between studies was decreased after stratifying the samples according to their different subgroups. For American samples, significant heterogeneity was observed under the recessive model, while no statistically significant heterogeneity was observed under any model in European samples. The results indicated that ethnicity might play an important role in genetic heterogeneity of patients with pulmonary infection caused by *P. aeruginosa* or *A. baumannii*. The subgroup analysis of clinical response also showed that there was no significant difference between colistin and control groups, suggesting that colistin and other antibiotic therapies are equally efficacious. Asia and Africa as participants' geographic location were not included in the subgroup analyses, due to there being only one study in each region. In addition, dosage and ways of application of drugs were not investigated using the subgroup meta-analysis because these data cannot be extracted in all literatures.

Safety of colistin treatment was also compared with that of other antibiotic therapies using overall meta-analysis. We found that neither hospital mortality nor renal damage was affected by the treatment with colistin or other effective agents, suggesting that colistin also acts as a safe drug in the treatment of pulmonary infection. Actually, colistin is a concentration-dependent drug [36, 37]. In clinical practice, the dosage of colistin was adjusted according to the level of serum creatinine that represents renal function [32]. Thus, no significant renal toxicity of colistin could be explained.

Publication bias is another important factor affecting the quality of meta-analysis. Meta-analyses are prone to publication bias, the problem of selective publication of studies with positive results [38]. The result of Egger's test demonstrated that there was no publication bias in this study (all p values > 0.05). Moreover, the result of sensitivity analysis by removing one study each time and re-running the model to determine the effect on each overall estimate implied that our results were statistically reliable.

Some limitations of this study should be discussed. First of all, only published studies were included in the present meta-analysis. Thus, publication bias may have occurred, although the use of a statistical test did not show it. Secondly, significant between-study heterogeneity was detected in the current meta-analysis, and may be distorting the meta-analysis. However, it was not a major problem because we did subgroup analysis to reduce the heterogeneity. Meanwhile, different populations may contribute to the heterogeneity. These results should be interpreted with caution because the population from each country was not uniform. Finally, considering that recruited studies were non-RCT and the number of studies was small, more high-quality RCTs are needed to test and verify the results of this meta-analysis. Therefore, we minimized the likelihood of bias by developing a detailed protocol before initiating the study, performing a meticulous search for published studies and using explicit methods for study selection, data extraction and data analysis.

In conclusion, our findings suggest that colistin is a safe and effective drug and could be used as an alternative agent in patients with pulmonary infection caused by MDR *P. aeruginosa* or *A. baumannii*.

Acknowledgments

We would like to thank all respondents of the study and all the people who gave help for this study.

Conflict of interest

The authors declare no conflict of interest.

References

1. Hachem RY, Chemaly RF, Ahmar CA, et al. Colistin is effective in treatment of infections caused by multidrug-resistant *Pseudomonas aeruginosa* in cancer patients. *Antimicrob Agents Chemother* 2007; 51: 1905-11.
2. Zavascki AP, Carvalhaes CG, Picao RC, Gales AC. Multi-drug-resistant *Pseudomonas aeruginosa* and *Acinetobacter baumannii*: resistance mechanisms and implications for therapy. *Expert Rev Anti Infect Ther* 2010; 8: 71-93.
3. Navon-Venezia S, Ben-Ami R, Carmeli Y. Update on *Pseudomonas aeruginosa* and *Acinetobacter baumannii* infections in the healthcare setting. *Curr Opin Infect Dis* 2005; 18: 306-13.

4. Kuo SC, Lee YT, Yang SP, et al. Eradication of multi-drug-resistant *Acinetobacter baumannii* from the respiratory tract with inhaled colistin methanesulfonate: a matched case-control study. *Clin Microbiol Infect* 2012; 18: 870-6.
5. Falagas ME, Kasiakou SK. Toxicity of polymyxins: a systematic review of the evidence from old and recent studies. *Crit Care* 2006; 10: R27.
6. Fielding BC, Mnabisa A, Gouws PA, Morris T. Antimicrobial-resistant *Klebsiella* species isolated from free-range chicken samples in an informal settlement. *Arch Med Sci* 2012; 8: 39-42.
7. Falagas ME, Kasiakou SK. Colistin: the revival of polymyxins for the management of multidrug-resistant gram-negative bacterial infections. *Clin Infect Dis* 2005; 40: 1333-41.
8. Li J, Nation RL, Turnidge JD, et al. Colistin: the re-emerging antibiotic for multidrug-resistant Gram-negative bacterial infections. *Lancet Infect Dis* 2006; 6: 589-601.
9. Catchpole CR, Andrews JM, Brenwald N, Wise R. A reassessment of the in-vitro activity of colistin sulphomethate sodium. *J Antimicrob Chemother* 1997; 39: 255-60.
10. Evans ME, Feola DJ, Rapp RP. Polymyxin B sulfate and colistin: old antibiotics for emerging multiresistant gram-negative bacteria. *Ann Pharmacother* 1999; 33: 960-7.
11. Kasiakou SK, Michalopoulos A, Soteriades ES, Samonis G, Sermaidis GJ, Falagas ME. Combination therapy with intravenous colistin for management of infections due to multidrug-resistant Gram-negative bacteria in patients without cystic fibrosis. *Antimicrob Agents Chemother* 2005; 49: 3136-46.
12. Conway SP, Pond MN, Watson A, Etherington C, Robey HL, Goldman MH. Intravenous colistin sulphomethate in acute respiratory exacerbations in adult patients with cystic fibrosis. *Thorax* 1997; 52: 987-93.
13. Hamer DH. Treatment of nosocomial pneumonia and tracheobronchitis caused by multidrug-resistant *Pseudomonas aeruginosa* with aerosolized colistin. *Am J Respir Crit Care Med* 2000; 162: 328-30.
14. Motaouakkil S, Charra B, Hachimi A, et al. Colistin and rifampicin in the treatment of nosocomial infections from multiresistant *Acinetobacter baumannii*. *J Infect* 2006; 53: 274-8.
15. Paul M, Bishara J, Levcovich A, et al. Effectiveness and safety of colistin: prospective comparative cohort study. *J Antimicrob Chemother* 2010; 65: 1019-27.
16. Durakovic N, Radojic V, Boban A, et al. Efficacy and safety of colistin in the treatment of infections caused by multidrug-resistant *Pseudomonas aeruginosa* in patients with hematologic malignancy: a matched pair analysis. *Intern Med* 2011; 50: 1009-13.
17. Gounden R, Bamford C, van Zyl-Smit R, Cohen K, Maartens G. Safety and effectiveness of colistin compared with tobramycin for multi-drug resistant *Acinetobacter baumannii* infections. *BMC Infect Dis* 2009; 9: 26.
18. Bergen PJ, Forrest A, Bulitta JB, et al. Clinically relevant plasma concentrations of colistin in combination with imipenem enhance pharmacodynamic activity against multidrug-resistant *Pseudomonas aeruginosa* at multiple inocula. *Antimicrob Agents Chemother* 2011; 55: 5134-42.
19. Munafo MR, Flint J. Meta-analysis of genetic association studies. *Trends in Genetics* 2004; 20: 439-44.
20. Wu G, Sun G, Zhao R, Sun M. Clinical outcomes of second-versus first-generation drug-eluting stents in patients with acute myocardial infarction: a meta-analysis of randomized controlled trials. *Arch Med Sci* 2014; 10: 643-50.
21. Mozaffari S, Nikfar S, Abdollahi M. Efficacy and tolerability of renzapride in irritable bowel syndrome: a meta-analysis of randomized, controlled clinical trials including 2528 patients. *Arch Med Sci* 2014; 10: 10-8.
22. Deeks JJ, Altman DG, Bradburn MJ. Statistical methods for examining heterogeneity and combining results from several studies in meta-analysis. *Systematic Reviews in Health Care: Meta-Analysis in Context* Second Edition 2001; 285-312.
23. Higgins JP, Thompson SG, Deeks JJ, Altman DG. Measuring inconsistency in meta-analyses. *BMJ* 2003; 327: 557-60.
24. Mantel N, Haenszel W. Statistical aspects of the analysis of data from retrospective studies of disease. *J Natl Cancer Inst* 1959; 22: 719-48.
25. DerSimonian R, Laird N. Meta-analysis in clinical trials. *Control Clin Trials* 1986; 7: 177-88.
26. Egger M, Smith GD, Schneider M, Minder C. Bias in meta-analysis detected by a simple, graphical test. *BMJ* 1997; 315: 629-34.
27. Betrosian AP, Frantzeskaki F, Xanthaki A, Douzinas EE. Efficacy and safety of high-dose ampicillin/sulbactam vs. colistin as monotherapy for the treatment of multidrug resistant *Acinetobacter baumannii* ventilator-associated pneumonia. *J Infect* 2008; 56: 432-6.
28. Kallel H, Hergafi L, Bahloul M, et al. Safety and efficacy of colistin compared with imipenem in the treatment of ventilator-associated pneumonia: a matched case-control study. *Intensive Care Med* 2007; 33: 1162-7.
29. Oliveira M, Prado G, Costa S, Grinbaum R, Levin A. Ampicillin/sulbactam compared with polymyxins for the treatment of infections caused by carbapenem-resistant *Acinetobacter* spp. *J Antimicrob Chemother* 2008; 61: 1369-75.
30. Reina R, Estenssoro E, Sáenz G, et al. Safety and efficacy of colistin in *Acinetobacter* and *Pseudomonas* infections: a prospective cohort study. *Intensive Care Med* 2005; 31: 1058-65.
31. Lu Q, Luo R, Bodin L, et al. Efficacy of high-dose nebulized colistin in ventilator-associated Pneumonia caused by multidrug-resistant *Pseudomonas aeruginosa* and *Acinetobacter baumannii*. *Anesthesiology* 2012; 117: 1335-47.
32. Garnacho-Montero J, Ortiz-Leyba C, Jimenez-Jimenez FJ, et al. Treatment of multidrug-resistant *Acinetobacter baumannii* ventilator-associated pneumonia (VAP) with intravenous colistin: a comparison with imipenem-susceptible VAP. *Clin Infect Dis* 2003; 36: 1111-8.
33. Koomanachai P, Tiengrim S, Kiratisin P, Thamlikitkul V. Efficacy and safety of colistin (colistimethate sodium) for therapy of infections caused by multidrug-resistant *Pseudomonas aeruginosa* and *Acinetobacter baumannii* in Siriraj Hospital, Bangkok, Thailand. *Intern J Infect Dis* 2007; 11: 402-6.
34. Moreno SG, Sutton AJ, Thompson JR, Ades A, Abrams KR, Cooper NJ. A generalized weighting regression-derived meta-analysis estimator robust to small-study effects and heterogeneity. *Statistics in Medicine* 2012; 31: 1407-17.
35. Li Y, Zhou C, Zhou X, Li L, Hui R. Pregnancy-associated plasma protein A predicts adverse vascular events in patients with coronary heart disease: a systematic review and meta-analysis. *Arch Med Sci* 2013; 9: 389-97.
36. Gunderson BW, Ibrahim KH, Hovde LB, Fromm TL, Reed MD, Rotschafer JC. Synergistic activity of colistin and ceftazidime against multiantibiotic-resistant *Pseudo-*

- monas aeruginosa in an in vitro pharmacodynamic model. *Antimicrob Agents Chemother* 2003; 47: 905-9.
37. Li J, Turnidge J, Milne R, Nation RL, Coulthard K. In vitro pharmacodynamic properties of colistin and colistin methanesulfonate against *Pseudomonas aeruginosa* isolates from patients with cystic fibrosis. *Antimicrob Agents Chemother* 2001; 45: 781-5.
38. Niemeyer H, Musch J, Pietrowsky R. Publication bias in meta-analyses of the efficacy of psychotherapeutic interventions for schizophrenia. *Schizophrenia Research* 2012; 138: 103-12.